District A 4

As of May 2026 Cumulative

Year	New Clubs	Dropped Clubs	Gain/ Loss Clubs	New Members	Charter Members	Reinstate Members	Transfer Members	Total Member Added	Total Members Dropped	Gain/ Loss Members
2021-2022	0	0	0	115	0	7	15	137	173	-36
2022-2023	0	1	-1	139	1	9	11	160	150	10
2023-2024	0	0	0	181	0	11	15	207	182	25
2024-2025	0	1	-1	144	0	28	5	177	192	-15
2025-2026	0	0	0	158	0	14	11	183	133	50
Average	**0**	**0**	**0**	**147**	**0**	**14**	**11**	**173**	**166**	**7**

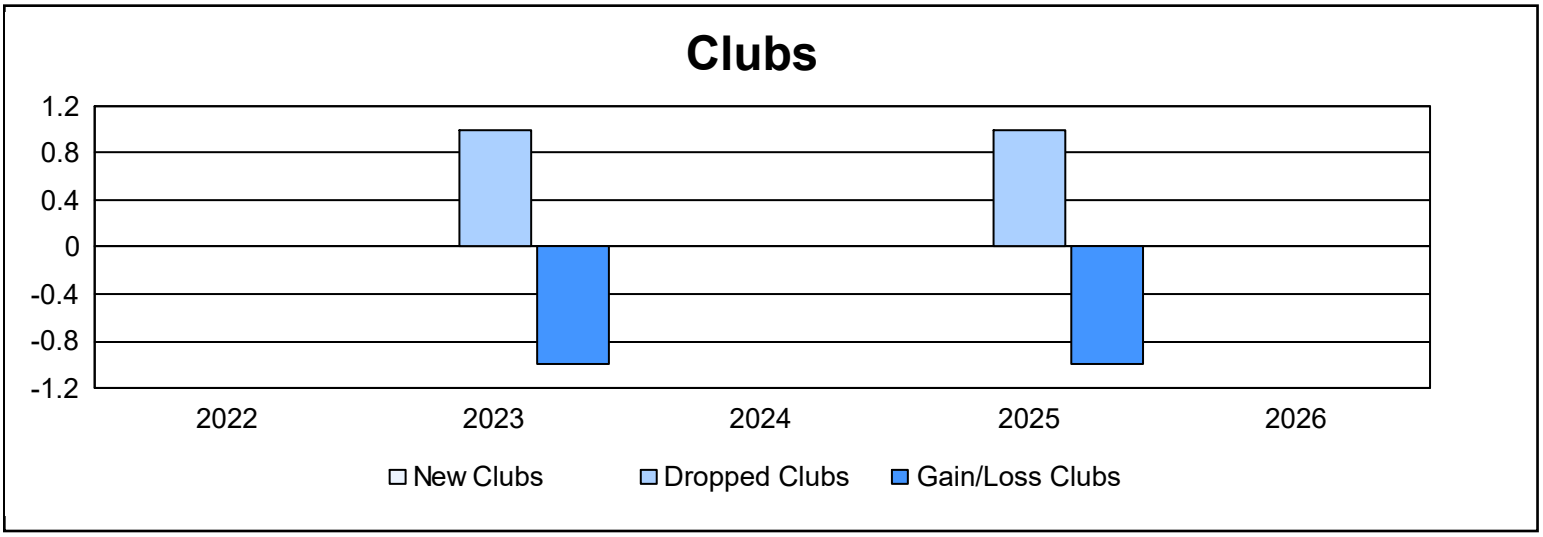

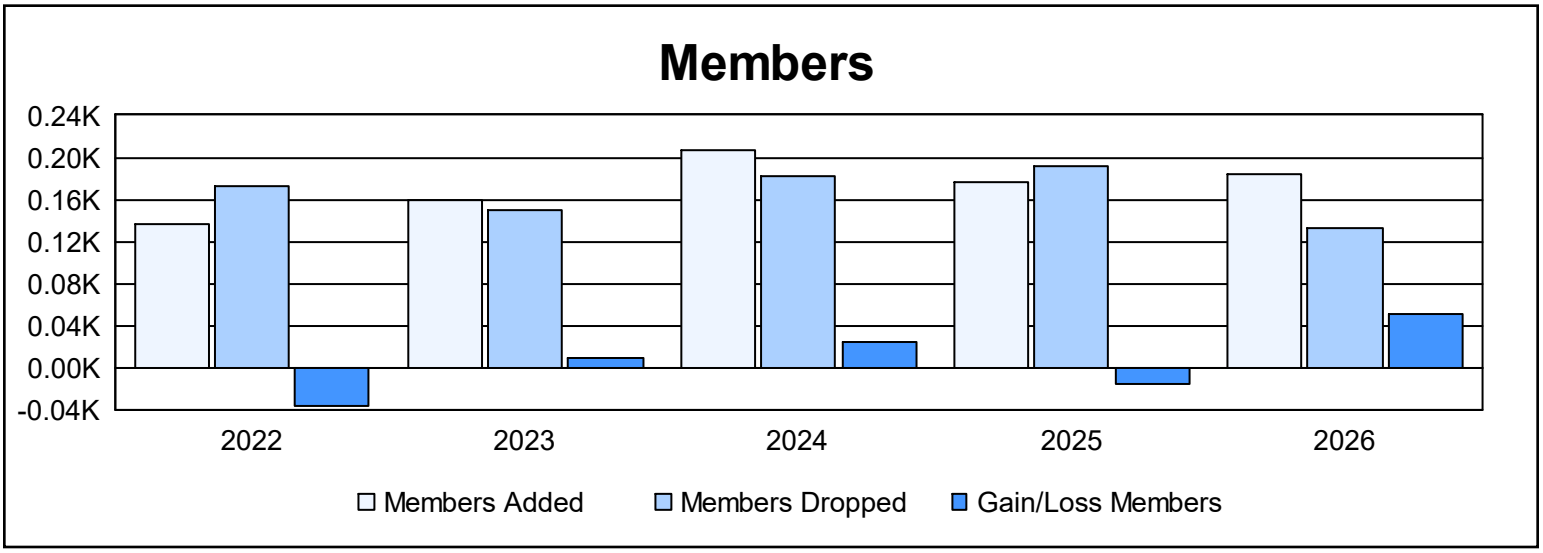

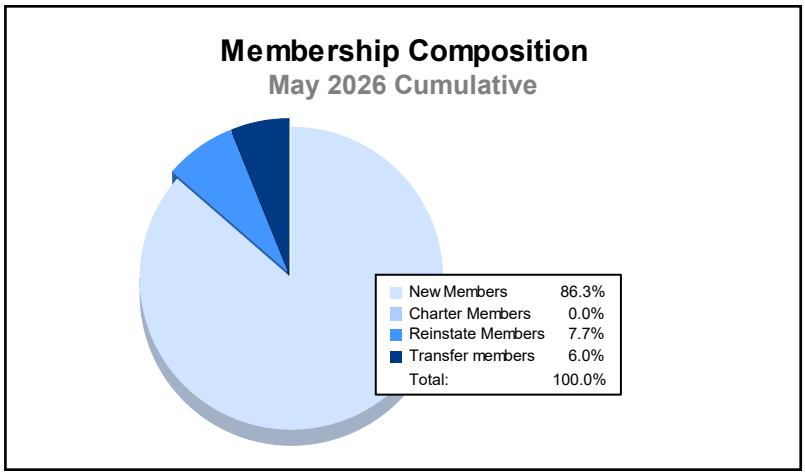
Membership Composition
May 2026 Cumulative
New Members 86.3%
Charter Members 0.0%
Reinstate Members 7.7%
Transfer members 6.0%
Total: 100.0%

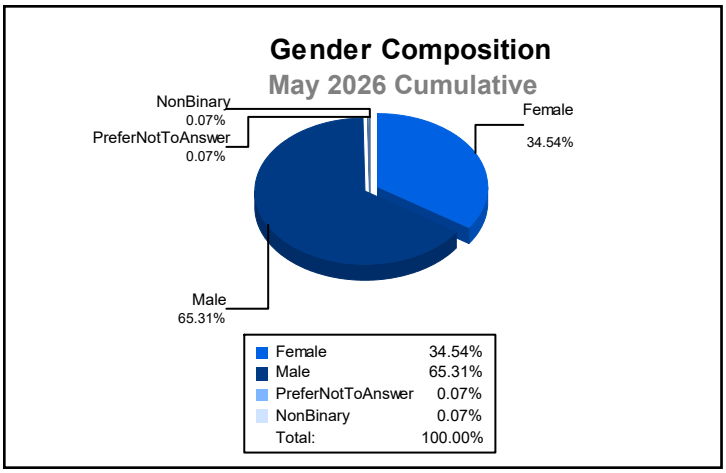
Gender Composition
May 2026 Cumulative
NonBinary
0.07%
PreferNotToAnswer
0.07%
Female
34.54%
Male
65.31%
Female 34.54%
Male 65.31%
PreferNotToAnswer 0.07%
NonBinary 0.07%
Total: 100.00%